

4^º de Primaria

CUADERNO

Competencia en Comunicación en Lengua Inglesa



GOBIERNO
de
CANTABRIA

CONSEJERÍA DE EDUCACIÓN,
CULTURA Y DEPORTE

- > Centro Educativo:
- > Grupo:
- > Nombre: Apellidos:

INSTRUCCIONES

En esta prueba vas a leer una serie de textos y a responder a las preguntas sobre lo que has leído. Puede que algunas partes te resulten fáciles y otras más difíciles. Recuerda que debes leer cada pregunta atentamente.

Te pedirán que respondas a distintos tipos de preguntas. Algunas tendrán cuatro posibles respuestas. Has de elegir la correcta y rodear la letra que se encuentre junto a ella. El ejemplo 1 muestra este tipo de pregunta.

EJEMPLO 1

Corynne plays the guitar and...

- A.- goes hiking
- B.- the piano
- C.- takes beautiful photographs
- D.- goes to the movies

Si decides cambiar la respuesta a una pregunta, tacha con una X tu primera elección y rodea la respuesta correcta, tal como se muestra en el ejemplo 2, donde primero se eligió la respuesta A y luego la C.

EJEMPLO 2

Corynne plays the guitar and...

- ~~A.-~~ goes hiking
- B.- the piano
- C.- takes beautiful photographs
- D.- goes to the movies

Para otras preguntas te pedirán que completes la respuesta en el espacio señalado con puntos de tu cuaderno. El dibujo de un lápiz te indicará dónde debes comenzar a escribir. Expresa con claridad los conceptos. El número de líneas da una idea de la extensión de la respuesta esperada. Cuida la presentación y la ortografía. El ejemplo 3 muestra este tipo de pregunta.

EJEMPLO 3

Is London a wonderful city?



.....

.....

En algunas preguntas te pedirán que completes la oración escribiendo la respuesta en el espacio en blanco.

EJEMPLO 4

Complete this sentence.

I have two brothers.

En otras ocasiones se te pedirá que rellenes diversas casillas

EJEMPLO 5

Write the names of Premier League players who scored more goals 2008/09

Ranking	1 st	2 nd	3 rd	4 th
Players	Anaelka	Cristiano Ronaldo	Gerrad	Torres

Las tres primeras unidades de evaluación son de comprensión oral.

LISTENING 1 Tom's library card

LISTENING 2 Rose and her hobbies

LISTENING 3 What are they doing?

Cada unidad de evaluación de la comprensión oral está formada por una grabación y una serie de preguntas relacionadas con ella.

El proceso de trabajo de cada unidad de evaluación de la comprensión oral es el siguiente:

En primer lugar, lee las preguntas de la unidad. Tras haberlas leído, escucha la grabación, que está relacionada con lo que acabas de leer y, simultáneamente, responde a las preguntas de dicha unidad.

En segundo lugar, escucha de nuevo la grabación y, al mismo tiempo, responde a todas las preguntas que aún tienes sin responder. Finalizada la audición, dispondrás de un minuto más para terminar la unidad. Transcurrido dicho tiempo, oirás una grabación en castellano, que te advertirá que debes prestar atención porque comienza la siguiente unidad de evaluación de la comprensión oral.

El proceso se repite en las tres unidades de evaluación de la comprensión oral.


Una vez transcurrido el tiempo asignado a la prueba de comprensión oral escucharás otra grabación en castellano que te invita a continuar con el resto de la prueba.

¡ATENCIÓN!

1. **NO** escribas en el espacio reservado para que tu maestro o maestra puntúe el ejercicio
2. Escribe todas las respuestas con **BOLÍGRAFO**.
3. Responde a todas las preguntas, incluso si no estás seguro o segura de la respuesta.



LI01



Tienes **55** **MINUTOS** para hacer esta prueba.

Trabaja rápido y sin perder el tiempo.

No olvides poner tus datos personales en la portada del cuaderno.

Espera hasta que el maestro o la maestra te pida que comiences la evaluación.

Listening 1. Tom's library card

Fill in Tom's library card.

NAME: TOM


SURNAME:

AGE:

DATE OF BIRTH: 2004

ADDRESS: HOLLY AVENUE

MATERIAL: DVDs.



Listening 2. Rose and her hobbies

Listen and circle the correct word.

	LIVES	PLAYS	DOESN'T PLAY	LIKES	HATES
ROSE	FRANCE	GUITAR	FOOTBALL	JUMPING	SINGING
	USA	RECORDER	CARDS	PAINTING	DANCING
	GERMANY	VIOLIN	TENNIS	WRITING	READING
	SPAIN	PIANO	COMPUTER GAMES	DOING HOMEWORK	RUNNING

LI01 LI02 LI03 LI04 LI05

LI06 LI07 LI08 LI09

Listening 3. What are they doing?

Listen and write the correct number.




- LI10
- LI11
- LI12
- LI13
- LI14
- LI15
- LI16

Reading. Animals in the world.


Read and write the correct number.

1. This animal lives in the sea. It can swim.
2. This animal can run very fast. It has got spots.
3. This animal lives in the savannah. It has got a very long neck.
4. This animal can fly and some of them can speak too. Its feathers are of many different colours.
5. This animal lives in the river. It is green and it has got a big mouth, lots of teeth and a very long tail.
6. This is a very big animal. It is grey, it has got big ears and a long trunk.













Reading. What are they wearing?

Look at the pictures. Read and write the correct name.



Victoria



Jacob



Peter



Sarah



Liz

1. He's wearing traditional Scottish clothes, a jacket and a skirt.

Who is he? Jacob

2. She's wearing a beautiful dress and she has got a glass on her hand.

Who is she? _____

LI22

3. She's wearing a T-shirt. She's got short hair and she is eating an apple.

Who is she? _____

LI23

4. He's wearing shorts, a T-shirt and a cap.

Who is he? _____

LI24


5. She's wearing a jumper and a scarf. She has got sunglasses and a bag.

Who is she? _____

LI25

Reading. Recipe: fruit salad

Read the recipe and number the pictures.



LI26

LI27

LI28

LI29

INGREDIENTS

- An apple
- A banana
- A pear
- Orange juice

UTENSILS

- A bowl
- A Knife
- A spoon

METHOD

1. Peel the apple, the banana and the pear.
2. Cut the fruit into small pieces.
3. Put them into a bowl.
4. Add the orange juice.
5. Add a spoonful of sugar.

Enjoy your fruit salad! It's delicious!

Reading. Where are these animals?

This is my zoo!

In one cage there are trees. **The monkeys** are in the trees because monkeys like climbing trees.


The zebras live next to the monkeys.

The lions live between **the snakes** and **the tigers**. They are very happy.

In the cage in the middle, there is a small lake with water. **The fish** live in the water.


Write the name of the animals in the cages.

THE ZOO









Lions






Zebras



LI30

LI31

LI32

LI33

Writing. Visit the zoo!

Read this poster.

Visit the Zoo!

PLACE: San Diego, California

TIMES: From 9 o'clock to 5 o'clock

CLOSED: Sunday

SEE: Wild animals, farm animals

SPECIAL: Dinosaur skeletons

TICKETS: Adults 12 Dollars, children 8 Dollars

EXHIBITIONS: Dolphins on Tuesdays and Thursdays

Tigers on Monday morning

Parrots on Saturday afternoon



Answer the questions.

1. Where is the zoo?

In San Diego, California

2. What animals can you see?



L134

3. Can you go on Sunday? Why?



L135

4. How much is a ticket for a child?



L136

5. Which is the special thing you can see at the zoo?



L137

6. What can you see on Thursday morning?



L138

Writing. What season is it?


Read and match.



1. It is warm and it sometimes rains.
There are flowers in the parks and gardens.
I wear shirts and skirts.



2. It is very hot and sunny.
I go to the beach and to the swimming- pool.
I wear shorts and t-shirts.



3. It is windy.
The leaves fall off the trees.
I wear jerseys and trousers.



4. It is very cold and it snows.
I can ski in the mountains.
I wear a coat, gloves and a scarf.

LI39

LI40

LI41

A	4
---	---

B	
---	--

C	
---	--

D	
---	--

What is your favourite season?



.....

LI42

Why?



.....

LI43

Reading and Writing. My perfect summer day!

Read the text.

My perfect summer day is hot and sunny. I love the summer because you can do a lot of things.

First, I get up late and then, I go to the beach. After lunch, I play games outside with my friends. Finally, in the evening I like having barbecues with my family. I always go to bed very late because the days are long.

That is a perfect summer day for me!



Number from 1 to 5.

..... then, I go to the beach.

1 First, I get up late

..... That is a perfect summer day for me!

..... Finally, in the evening, I like having barbecues with my family.

..... After lunch, I play games outside.

L144

L145

L146

L147

L148

Write about your perfect summer.

Examples: sunny, cloudy, like, have lunch, listen to music, watch tv...

My perfect summer day is

First, I get up

Then, I

L149

L150

L151

Reading and Writing. A school menu

Read Julia's menu for a week.

Monday	Tuesday	Wednesday	Thursday	Friday
Beans with vegetables	Vegetable soup	Spaghetti with tomato	Potatoes	Rice with carrots
Fish and chips	Meat	Sausages and egg	Hamburger with salad	Chicken
Apple	Strawberry yoghurt	Fruit salad	Natural yoghurt	Orange

Circle the correct answer.

1. On Tuesday she has...

- A. Spaghetti, sausages and fruit
 B. Soup, meat and yoghurt
 C. Potatoes, hamburger and yoghurt
 D. Rice, chicken and fruit

LI52

2. On Monday she has...

- A. Rice, chicken and fruit
 B. Soup, meat and yoghurt
 C. Beans, fish and fruit
 D. Potatoes, hamburger and yoghurt

LI53

3. She has fruit for dessert...

- A. Two days a week
 B. Four days a week
 C. Three days a week
 D. One day a week

LI54

4. Julia's favourite food is rice. She has her favourite food ...

- A. On Tuesday
 B. On Friday
 C. On Wednesday
 D. On Monday

LI55

5. On Thursday for starters, she has...

- A. Soup
 B. Beans
 C. Rice
 D. Potatoes


LI56

6. Answer about you:

- What time do you have lunch?

LI57

- My favourite food is but I don't like



No olvides poner tus datos personales en la portada del cuaderno.

GRACIAS POR TU COLABORACIÓN

EVALUACIÓN DE DIAGNÓSTICO

CURSO 2012/13



GOBIERNO
de
CANTABRIA

CONSEJERÍA DE EDUCACIÓN,
CULTURA Y DEPORTE

CUADERNO

Competencia en Comunicación en Lengua Inglesa

EDUCACIÓN PRIMARIA. **CUARTO CURSO**